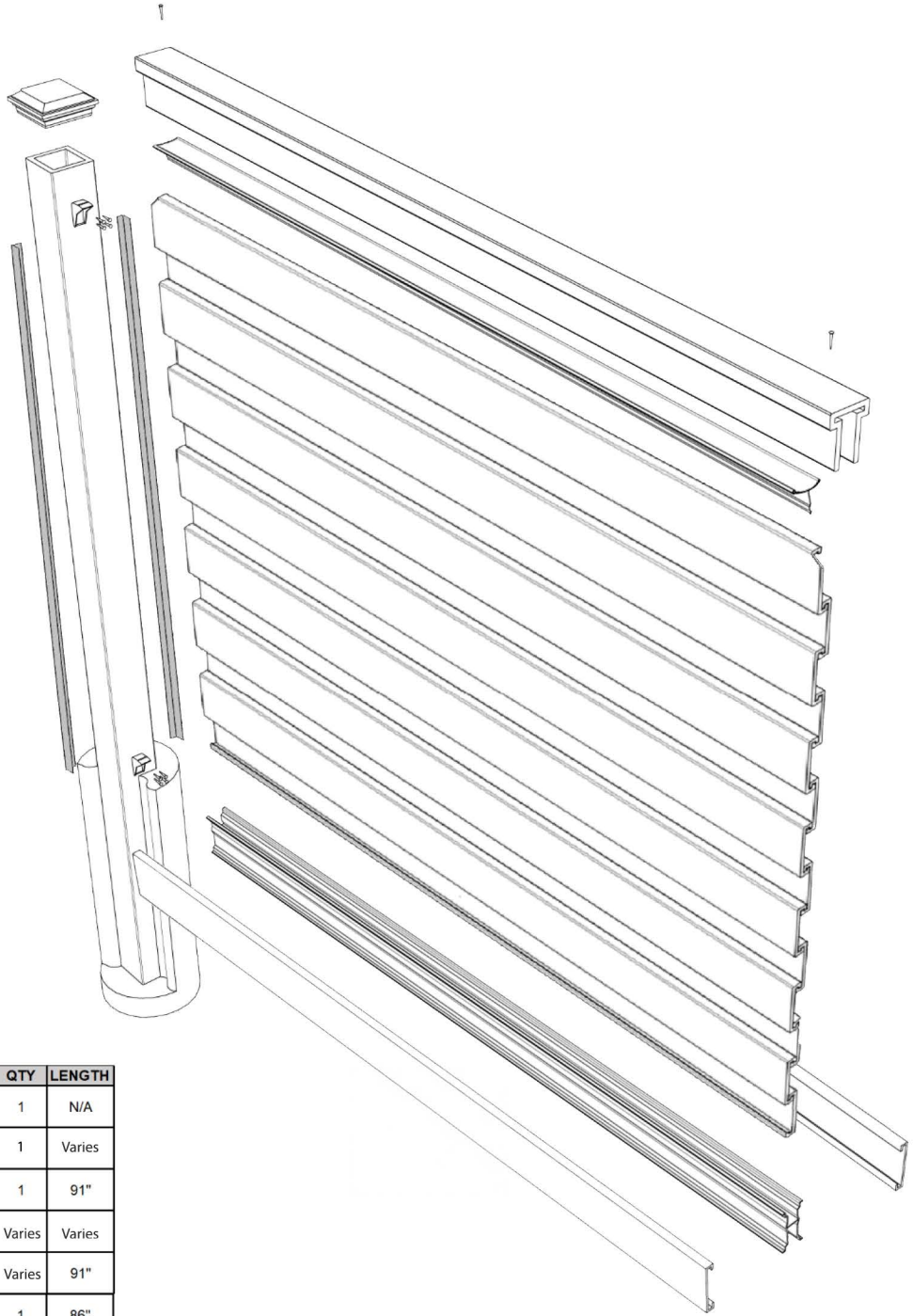


Trex[®] Solitudes[™]












COMPOSITE FENCING SYSTEM

Exploded View



NOTES:

1. INSTALLATION TO BE COMPLETED PER MANUFACTURER'S SPECIFICATION.
2. REFER TO TREXFENCINGFDS.COM FOR CONSTRUCTION DETAILS AND PRODUCT INFORMATION.
3. DRAWING NOT TO SCALE.

COMPONENT		QTY	LENGTH
Post Cap	 Pyramid Flat Crown	1	N/A
Post	 5" x 5"	1	Varies
Top Rail	 4" x 5"	1	91"
L-Channel Vertical Rail	 3/4"x1 1/2"	Varies	Varies
Bottom Rail / Picket	 1" x 5 3/4"	Varies	91"
Aluminum Top Rail	 2 5/8" x 4 5/8"	1	86"
Aluminum Bottom Rail	 2 3/4" x 5 1/8"	1	90 1/2"
Fence Bracket	 1 1/4" x 3 1/8"	4	N/A
#10 Pan Head Screw		Varies	3/4"
#7 Ext. Wood Screw		18	1 5/8"
#10 Self Drilling Screws		2	2"

Component lengths may vary

092524